


PICTURE PERFECT

Your Guide to Hanging Framed Photos & Art


Some prints are just too special to store out of sight. Here's how to display your important pieces for maximum impact.

FIND THE RIGHT HEIGHT

For the ideal placement, hang your photo or artwork so that the center is 57" from the floor, the average eye level height.



57"



Measure from the top of the picture to the center (set at 57"), subtract the distance between the wire and the top of the frame, and you've got your nail measurement.





HANG IT SECURELY

Use safety hangers—the closed loop prevents your artwork from falling off the wall.

Nail the hanger into a stud so that it can support the weight of the frame.



COORDINATE YOUR COLLECTION



Keep in mind the yin and yang of variation and consistency: Hang three smaller prints alongside two larger ones and create a central line where the frames meet.