




Assembly Instructions
Item 55-2522
Double Bottom Record Storage Box
Archival Corrugated




Lid


Box Bottom




Fold sides (A) in.
They will cross over one another.




Fold (B) bottom through box



Fold (A) sides into box,
so the bottom of the
box is formed



Separate (A) sides.
Double wall will be formed
on each side.



Fold (B) down
forming double bottom



Fold long sides to 90 degrees
Fold corners inward.
Fold short sides to 90 degrees.
Fold locking sides into place



Completed Box